



RAD0225

FITTING INSTRUCTIONS FOR RAD0225 RADIATOR GUARD
SUZUKI GSX-S & R 125 2017



THIS KIT CONTAINS THE ITEMS PICTURED AND LABELLED BELOW.
DO NOT PROCEED UNTIL YOU ARE SURE ALL PARTS ARE PRESENT.

Please note that the way the kit is packed does not necessarily represent the way of mounting to the bike

Please note that in cases where kits are packed with rubber washers holding the components onto the bolt – *the rubber washers should be thrown away!*

THE PARTS SHOWN MAY BE REPRESENTATIVE ONLY (FOR CLARITY OF INSTRUCTIONS ONLY)

Digital copies of these instructions are available to download from www.rg-racing.com

GENERAL TORQUE SETTINGS

M5 BOLT = 12Nm

M6 BOLT = 15Nm

TOOLS REQUIRED

- 10mm Spanner

In This Kit There Should Be

- 1 x Radiator Guard (RAD0225).
- 2 x 100mm Lengths of self-adhesive Foam.
- 2 x 220mm Long Cable Ties


R&G

Unit 1 Shelleys Lane, East Worldham, Alton, Hants GU34 3AQ

Tel: +44 (0)1420 89007 Fax: +44 (0)1420 87301 www.rg-racing.com Email: info@rg-racing.com




RAD0225




Picture 1



Picture 2



Picture 3



Picture 4

FITTING INSTRUCTIONS

- To fit the radiator guard to the bike, cut the foam strip provided into 10mm wide pieces and stick them to the back of the radiator guard frame, so that they sit between the radiator guard and the radiator.
- Starting from the right hand side (as you sit on the bike), Remove the bolt arrowed in Picture 1.
- On the left hand side, remove the bolt arrowed in Picture 2.
- Offer the new R&G radiator guard in position by aligning the two top mounting points to the radiator as original (Shown in Picture 3). Secure the radiator guard in position using the OEM bolts removed earlier on both sides and tighten to a maximum of 15Nm.
- From the kit, take the cable ties provided and feed one cable tie on each bottom corner hole and through the radiator matrix as shown in Picture 4. Lock the cable ties in position.

ISSUE 1 01/11/2017 (HH)

CONSUMER NOTICE

The catalogue description and any exhibition of samples are only broad indications of the Products and R&G may make design changes which do not diminish their performance or visual appeal and supplying them in such state shall conform to the order. The Buyer acknowledges no representation or warranty (other than as to title) has been given or will apply to the Products other than those in R&G's order or confirmation and the Buyer confirms it has chosen the Products as being of merchantable quality and suitable for its particular purposes. Where R&G fits the Products or undertakes other services it shall exercise reasonable skill and care and rectify any fault free of

R&G

Unit 1 Shelleys Lane, East Worldham, Alton, Hants GU34 3AQ

Tel: +44 (0)1420 89007 Fax: +44 (0)1420 87301 www.rg-racing.com Email: info@rg-racing.com



RAD0225

charge unless the workmanship has been disturbed. The Buyer is responsible for ensuring that the warranty on the motorcycle is not affected by the fitting of the Products. On return of any defective Products R&G shall at its option either supply a replacement or refund the purchase money but shall not be liable if the Products have been modified or used or maintained otherwise than in accordance with R&G's or manufacturer's instructions and good engineering practice or if the defect arises from accident or neglect. Other than identified above and subject to R&G not limiting its liability for causing death and personal injury, it shall not be liable for indirect or consequential loss and otherwise its liability shall be limited to the amounts paid by the Buyer for the Products or the fitting or service concerned. These terms do not affect the Buyer's statutory rights.

R&G RETURNS POLICY (NON-FAULTY GOODS)

Returns must be pre-authorized (if not pre-authorized the return will be rejected). Goods may only be returned direct to us if they were purchased direct from us (customer must prove if necessary). Otherwise to be returned to original vendor. Goods must be in re-sellable condition, in the opinion of R&G. All returns are subject to a 25% restocking and handling fee (25% of the gross value exc. P&P – at the prevailing price at time of purchase). The customer must pay any and all carriage charges. No returns of discontinued products, unless within 14 days of purchase. This policy does not affect your statutory rights and does not refer to faulty goods.

R&G


Unit 1 Shelleys Lane, East Worldham, Alton, Hants GU34 3AQ

Tel: +44 (0)1420 89007 Fax: +44 (0)1420 87301 www.rg-racing.com Email: info@rg-racing.com



RAD0225

NOTICE DE MONTAGE POUR RAD0225
GRILLE DE PROTECTION RADIATEUR
SUZUKI GSX-S & R 125 2017



Le kit contient les articles exposés ci-dessous, vérifier que toutes les pièces soient présentes avant de procéder au montage.

La façon dont le kit est emballé ne correspond pas forcément à la façon de monter les pièces sur la moto

Notez que si les kits sont emballés avec des rondelles en caoutchouc servant à tenir les composants, *ces rondelles doivent être jetées !*

LES PARTIES PRESENTEES PEUVENT ETRE UNIQUEMENT REPRESENTATIVES (POUR LA CLARTE
DES INSTRUCTIONS UNIQUEMENT)

Notice disponible au téléchargement sur www.rg-racing.com

VALEURS DE SERRAGE RECOMMANDEES :

M5 BOULON = 12Nm

M6 BOULON = 15Nm

OUTILS REQUIS

Clé à molette 10mm

Le kit doit contenir

- 1 x Grille de protection radiateur (RAD0225).
- 2 x 100mm Longueurs de mousse autocollante.
 - 2 x 220mm Colliers de serrage

R&G

Unit 1 Shelleys Lane, East Worldham, Alton, Hants GU34 3AQ

Tel: +44 (0)1420 89007 Fax: +44 (0)1420 87301 www.rg-racing.com Email: info@rg-racing.com



RAD0225




Photo 1



Photo 2




Photo 3




Photo 4

NOTICE DE MONTAGE

- Couper le bandeau de mousse fourni en pièces de 10mm puis collez-les au bas du cadre de protection radiateur, de façon à ce qu'elles se placent entre la protection radiateur et le radiateur.
- En partant du côté droit (Lorsqu'on est assis sur la moto), enlever le boulon indiqué sur la Photo 1.
- Du côté gauche, Enlever le boulon indiqué sur la Photo 2.
- Monter la nouvelle grille de radiateur R&G en position en alignant les 2 points de fixation supérieurs sur le radiateur comme à l'origine (voir Photo 3). Fixer la grille de protection radiateur en utilisant les boulons d'origine enlevés plus tôt des 2 côtés puis serrer à maximum 15Nm.
- Dans le kit, prendre les colliers de serrage fournis puis passer un collier de serrage dans chaque trou de coin inférieur puis dans la matrice de radiateur, voir Photo 4. Bloquer les colliers de serrage en position.

ISSUE 1 01/11/2017 (HH)

CONSUMER NOTICE

The catalogue description and any exhibition of samples are only broad indications of the Products and R&G may make design changes which do not diminish their performance or visual appeal and supplying them in such state shall conform to the order. The Buyer acknowledges no representation or warranty (other than as to title) has been given or will apply to the Products other than those in R&G's order or confirmation and the Buyer confirms it has chosen the Products as being of merchantable quality and suitable for its particular

R&G

Unit 1 Shelleys Lane, East Worldham, Alton, Hants GU34 3AQ

Tel: +44 (0)1420 89007 Fax: +44 (0)1420 87301 www.rg-racing.com Email: info@rg-racing.com



RAD0225

purposes. Where R&G fits the Products or undertakes other services it shall exercise reasonable skill and care and rectify any fault free of charge unless the workmanship has been disturbed. The Buyer is responsible for ensuring that the warranty on the motorcycle is not affected by the fitting of the Products. On return of any defective Products R&G shall at its option either supply a replacement or refund the purchase money but shall not be liable if the Products have been modified or used or maintained otherwise than in accordance with R&G's or manufacturer's instructions and good engineering practice or if the defect arises from accident or neglect. Other than identified above and subject to R&G not limiting its liability for causing death and personal injury, it shall not be liable for indirect or consequential loss and otherwise its liability shall be limited to the amounts paid by the Buyer for the Products or the fitting or service concerned. These terms do not affect the Buyer's statutory rights.

R&G RETURNS POLICY (NON-FAULTY GOODS)

Returns must be pre-authorised (if not pre-authorised the return will be rejected). Goods may only be returned direct to us if they were purchased direct from us (customer must prove if necessary). Otherwise to be returned to original vendor. Goods must be in re-sellable condition, in the opinion of R&G. All returns are subject to a 25% restocking and handling fee (25% of the gross value exc. P&P – at the prevailing price at time of purchase). The customer must pay any and all carriage charges. No returns of discontinued products, unless within 14 days of purchase. This policy does not affect your statutory rights and does not refer to faulty goods.

R&G

Unit 1 Shelleys Lane, East Worldham, Alton, Hants GU34 3AQ

Tel: +44 (0)1420 89007 Fax: +44 (0)1420 87301 www.rg-racing.com Email: info@rg-racing.com



RAD0225

MONTAGEANLEITUNG FÜR RAD0225 KÜHLERSCHUTZ
SUZUKI GSX-S & R 125 2017



ALLE KIT-TEILE SIND UNTEN ABGEBILDET UND GEKENNZEICHNET. BEVOR SIE MIT DER MONTAGE BEGINNEN, ÜBERPRÜFEN SIE, DASS ALLE TEILE VORHANDEN SIND.

Hinweis: Die Verpackung der Teile stellt nicht die Reihenfolge der Montage dar.

Hinweis für Kits mit Plastikunterlegscheiben an den Schrauben – *Diese Plastikunterlegscheiben werden nicht für den Einbau benötigt!*

DIE UNTEN ABGEBILDETEN TEILE DIENEN LEDIGLICH ZUR ERKLÄRUNG.

Eine digitale Version dieser Montageanleitung kann auf folgender Seite heruntergeladen werden: www.rg-racing.com

MAXIMALE ANZUGSDREHMOMENT:

M5 SCHRAUBE = 12Nm

M6 SCHRAUBE = 15Nm

SIE BENÖTIGEN FOLGENDES WERKZEUG:

- 10mm Schraubenschlüssel

Dieser Kit beinhaltet:

1x Kühlerschutz (RAD0225)
2x 100mm selbstklebende Schaumstoffstreifen
2 x 220mm Kabelbinder

R&G

Unit 1 Shelleys Lane, East Worldham, Alton, Hants GU34 3AQ
Tel: +44 (0)1420 89007 Fax: +44 (0)1420 87301 www.rg-racing.com Email: info@rg-racing.com



RAD0225




Abbildung 1



Abbildung 2




Abbildung 3




Abbildung 4

MONTAGEANLEITUNG

- Um den Kühlerschutz am Motorrad zu montieren, schneiden Sie zuerst die mitgelieferten Schaumstoff-Streifen in 10 mm breite Streifen und kleben Sie diese auf der Rückseite des Kühlerschutzrahmens, so dass sie zwischen dem Kühlerschutz und dem Kühler angebracht sind.
- Entfernen Sie die Schraube an der rechten Seite des Motorrads (in Fahrtrichtung) die in Abbildung 1 gekennzeichnet ist.
- Entfernen Sie die Schraube an der linken Seite (in Fahrtrichtung) die in Abbildung 2 markiert ist.
- Den R&G Kühlerschutz in Position bringen, indem Sie die zwei oberen Halterungen mit dem Kühler ausrichten wie beim Original (siehe Abbildung 3). Den Kühlerschutz an beiden Seiten mit den zuvor entfernten Originalschrauben befestigen (max. 15 Nm Anzugsdrehmoment).
- Nehmen Sie die Kabelbinder vom Kit. Führen Sie je einen Kabelbinder durch die Öffnungen unten an der Ecke und durch das Kühlergitter – siehe Abbildung 4. Die Kabelbinder in Position festziehen.

AUSGABE 1 01/11/2017 (HH)

CONSUMER NOTICE

The catalogue description and any exhibition of samples are only broad indications of the Products and R&G may make design changes which do not diminish their performance or visual appeal and supplying them in such state shall conform to the order. The Buyer acknowledges no representation or warranty (other than as to title) has been given or will apply to the Products other than those in R&G's order or confirmation and the Buyer confirms it has chosen the Products as being of merchantable quality and suitable for its particular

R&G

Unit 1 Shelleys Lane, East Worldham, Alton, Hants GU34 3AQ

Tel: +44 (0)1420 89007 Fax: +44 (0)1420 87301 www.rg-racing.com Email: info@rg-racing.com



RAD0225

purposes. Where R&G fits the Products or undertakes other services it shall exercise reasonable skill and care and rectify any fault free of charge unless the workmanship has been disturbed. The Buyer is responsible for ensuring that the warranty on the motorcycle is not affected by the fitting of the Products. On return of any defective Products R&G shall at its option either supply a replacement or refund the purchase money but shall not be liable if the Products have been modified or used or maintained otherwise than in accordance with R&G's or manufacturer's instructions and good engineering practice or if the defect arises from accident or neglect. Other than identified above and subject to R&G not limiting its liability for causing death and personal injury, it shall not be liable for indirect or consequential loss and otherwise its liability shall be limited to the amounts paid by the Buyer for the Products or the fitting or service concerned. These terms do not affect the Buyer's statutory rights.

R&G RETURNS POLICY (NON-FAULTY GOODS)

Returns must be pre-authorised (if not pre-authorised the return will be rejected). Goods may only be returned direct to us if they were purchased direct from us (customer must prove if necessary). Otherwise to be returned to original vendor. Goods must be in re-sellable condition, in the opinion of R&G. All returns are subject to a 25% restocking and handling fee (25% of the gross value exc. P&P – at the prevailing price at time of purchase). The customer must pay any and all carriage charges. No returns of discontinued products, unless within 14 days of purchase. This policy does not affect your statutory rights and does not refer to faulty goods.

R&G

Unit 1 Shelleys Lane, East Worldham, Alton, Hants GU34 3AQ

Tel: +44 (0)1420 89007 Fax: +44 (0)1420 87301 www.rg-racing.com Email: info@rg-racing.com